



The Blue Caterpillar, by Angel Dominguez

Stitch count: 280 x 385

This chart can be purchased from <https://www.painefreecrafts.com>

Chart © Paine Free Crafts  
*DMC colours used throughout*

# Instructions and Symbol Key for Design "The Blue Caterpillar, by Angel Dominguez"

**Fabric:** 25 count White Evenweave      **Stitches:** 280 x 385  
**Size:** 11.20 x 15.40 inches or 28.45 x 39.12 cm  
**Colours:** DMC

Floss usage has been calculated based on stitching with 2 strands of cotton over 1 stitch on the above type fabric. Using a different count fabric or a different number of strands will change the amount of floss needed to complete this design.

<u>Col</u>	<u>Sym</u>	<u>No.</u>	<u>Colour Name</u>	<u>Col</u>	<u>Sym</u>	<u>No.</u>	<u>Colour Name</u>
	♡	10	Very Light Tender Green		⌘	3325	Azur blue
	6	11	Light Tender Green		<b>R</b>	3345	Dark Hunter Green
	<b>Q</b>	14	Pale Apple Green		<b>#</b>	3347	Insect green
	<b>H</b>	15	Light Apple Green		<b>G</b>	3348	Lettuce heart green
	⋈	16	Light Chartreuse		@	3740	Dark antique violet
	3	21	Light Alizarin		<b>W</b>	3755	Pastel blue
	<b>D</b>	23	Apple Blossom		<b>Z</b>	3756	Cloud blue
	5	27	White Violet		<b>F</b>	3760	Fjord blue
	<b>B</b>	152	Antique rose		2	3766	Light medium blue
	7	209	Lilac		<b>M</b>	3772	Rosy tan
	Υ	211	Pale violet		⌘	3809	Deep turquoise
	■	300	Mahogany		<b>X</b>	3820	Maze yellow
	?	310	Black		<b>S</b>	3823	Ivory
	<b>T</b>	336	Indigo blue		<b>N</b>	3829	Ochre brown
	<b>E</b>	355	Brown red		<b>J</b>	3830	Red terracotta
	⌘	470	Olive green		❖	3832	Strawberry
	<b>L</b>	471	Tarragon green		\$	3837	Deep violet
	♣	640	Green grey		<b>C</b>	3846	Light turquoise
	//	644	Light green grey		<b>O</b>	3853	Copper
	%	676	Savannah gold		•	B5200	Bright white
	<b>P</b>	677	Sand gold				
	▨	746	Vanilla				
	⌘	747	Sea mist blue				
	4	793	Medium cornflower blue				
	↕	799	Horizon blue				
	<b>9</b>	807	Pond blue				
	<b>Y</b>	813	Light blue				
	<b>K</b>	818	Powder pink				
	e	825	Sea blue				
	8	833	Brass				
	<b>A</b>	900	Saffron orange				
	*	950	Beige				
	⋈	951	Light eggshell cream				
	△	964	Light sea green				
	=	995	Caribbean blue				
	⌘	3011	Artichoke green				
	⌘	3013	Resin green				
	†	3047	Silver birch beige				
	<b>U</b>	3053	Tweed green				
	⌘	3078	Pale yellow				

*Stitched Size on 14 count fabric: 20.00 x 27.50 inches or 50.80 x 69.85 cm*  
*Stitched Size on 18 count fabric: 15.56 x 21.39 inches or 39.51 x 54.33 cm*  
*Stitched Size on 25 count fabric: 11.20 x 15.40 inches or 28.45 x 39.12 cm*

*Remember to allow for a border around your stitching when buying fabric!*

Note: The shaded blocks on the chart represent overlapping stitches.

# Chart Instructions

Thankyou for buying a Paine Free Crafts chart.

1. This chart consists of many pages - but stick with it, the finished result will be a work of art which you can treasure!
2. Each chart is numbered from left to right, and top to bottom. You can also see a page diagram at the bottom of each page to show where the page you are on is located in the entirety of the chart design.
3. We recommend you stitch on a fabric count you are comfortable with. The larger the count, the more squares there are per inch, and the smaller the finished piece will be. With larger finished pieces, the detail will be more visible, the further you stand away from the image. This ideally should be stitched on 18 count or higher fabric, and the floss usage chart has been calculated using 2 strands of floss over 1 stitch on 25 count evenweave. You will find that your floss usage will change if you use fewer or more strands, and different sized material.
4. Gridding your fabric in 10x10 blocks can make it easier to stitch a design this size but is not vital.
5. Finally, and most importantly, have fun stitching it!

If you have any trouble with the chart, or want to ask any questions, feel free to contact us through the website:

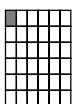
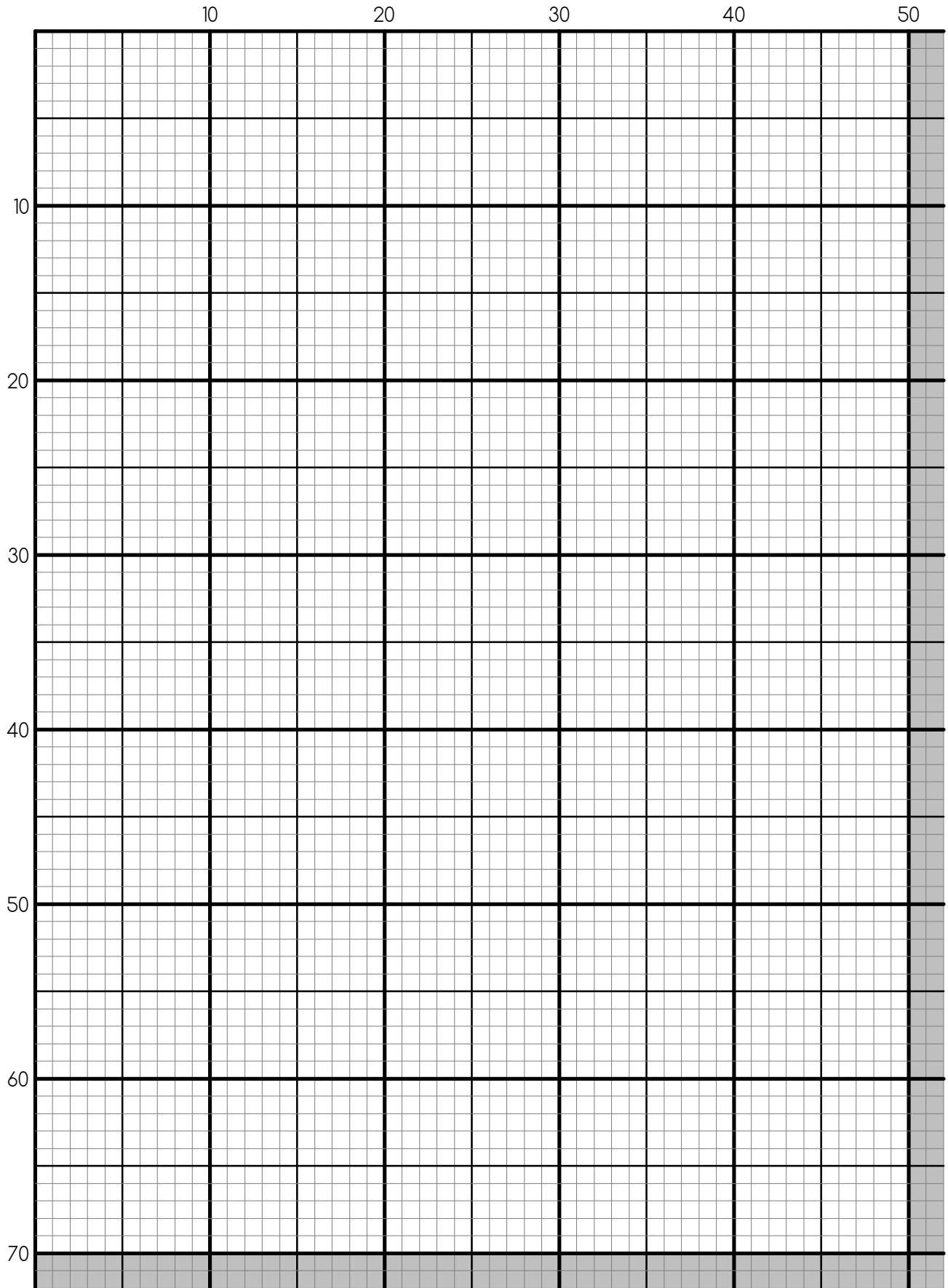
<http://www.painefreecrafts.com>

NO PART OF THIS PATTERN MAY BE REPRINTED, REPRODUCED, TRANSMITTED OR UTILIZED IN ANY FORM BY ANY ELECTRONIC, MECHANICAL, OR OTHER MEANS, NOW KNOWN OR HEREAFTER INVENTED, INCLUDING PHOTOCOPYING, MICROFILMING, AND RECORDING, OR IN ANY INFORMATION STORAGE OR RETRIEVAL SYSTEM, WITHOUT WRITTEN PERMISSION FROM PAINE FREE CRAFTS.

You may however, make a working copy for your own use. This is the only exception to the above.

This chart has been designed and printed with our best intentions of being without mistakes. However, the possibility of human error, printing mistakes or the variation of individual stitching does exist, and we regret that we cannot be responsible for this.





60

70

80

90

100

10

20


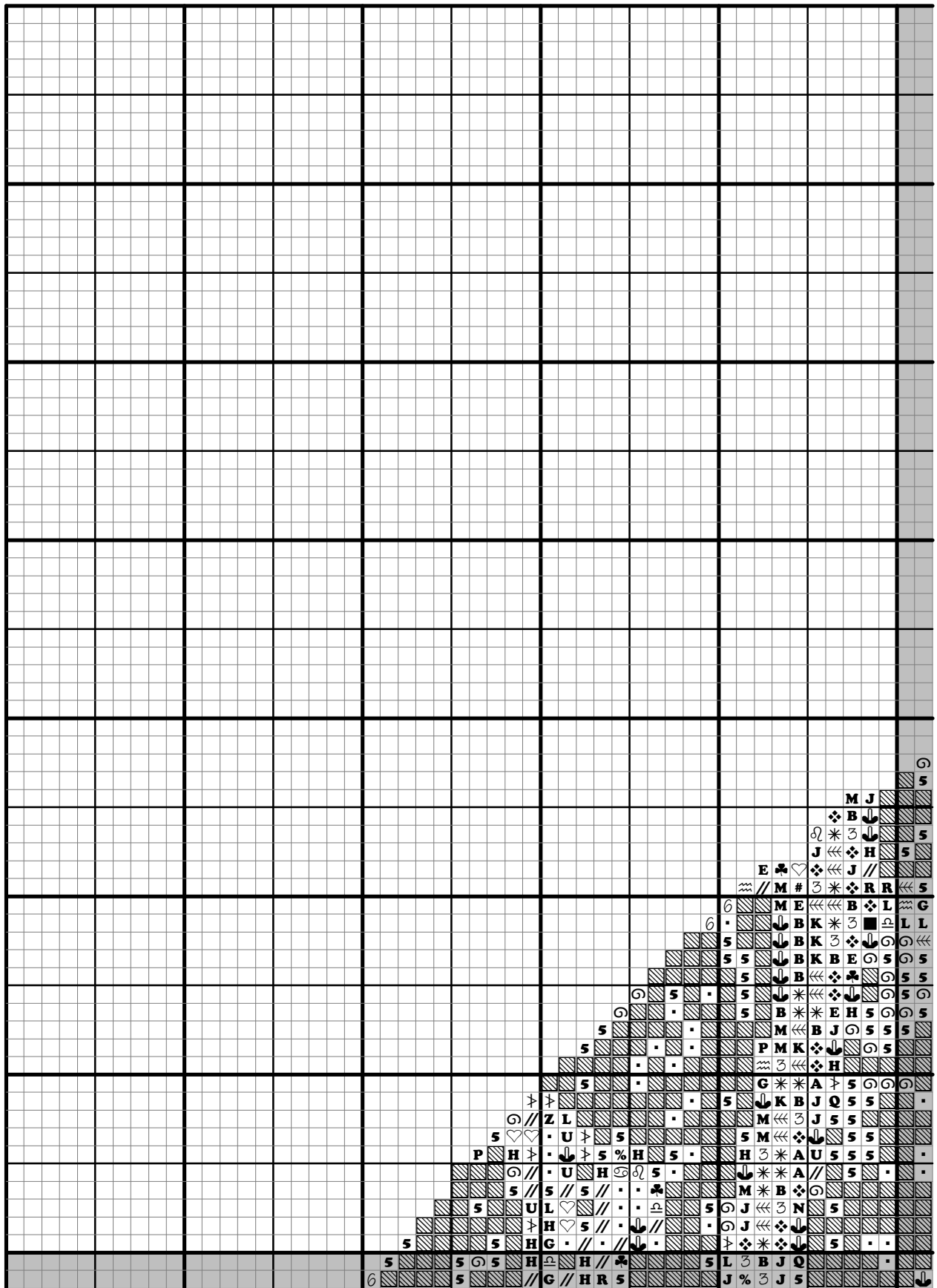
30

40

50

60

70




110

120

130

140

150



160


170

180

190

200

The image displays a complex grid-based pattern for a blue caterpillar. The grid is organized into horizontal sections, with row numbers 10, 20, 30, 40, 50, 60, and 70 marked on the left side. The pattern consists of various symbols, including letters (A-Z), numbers (0-9), and geometric shapes (triangles, squares, circles, diamonds, etc.), arranged in a way that forms the outline and details of a caterpillar. The symbols are placed on a grid that is approximately 200 units wide and 80 units high. The pattern is dense and intricate, with many symbols appearing in a regular, repeating fashion within each section.



210

220

230

240

250

10

20


30

40

50

60

70

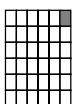
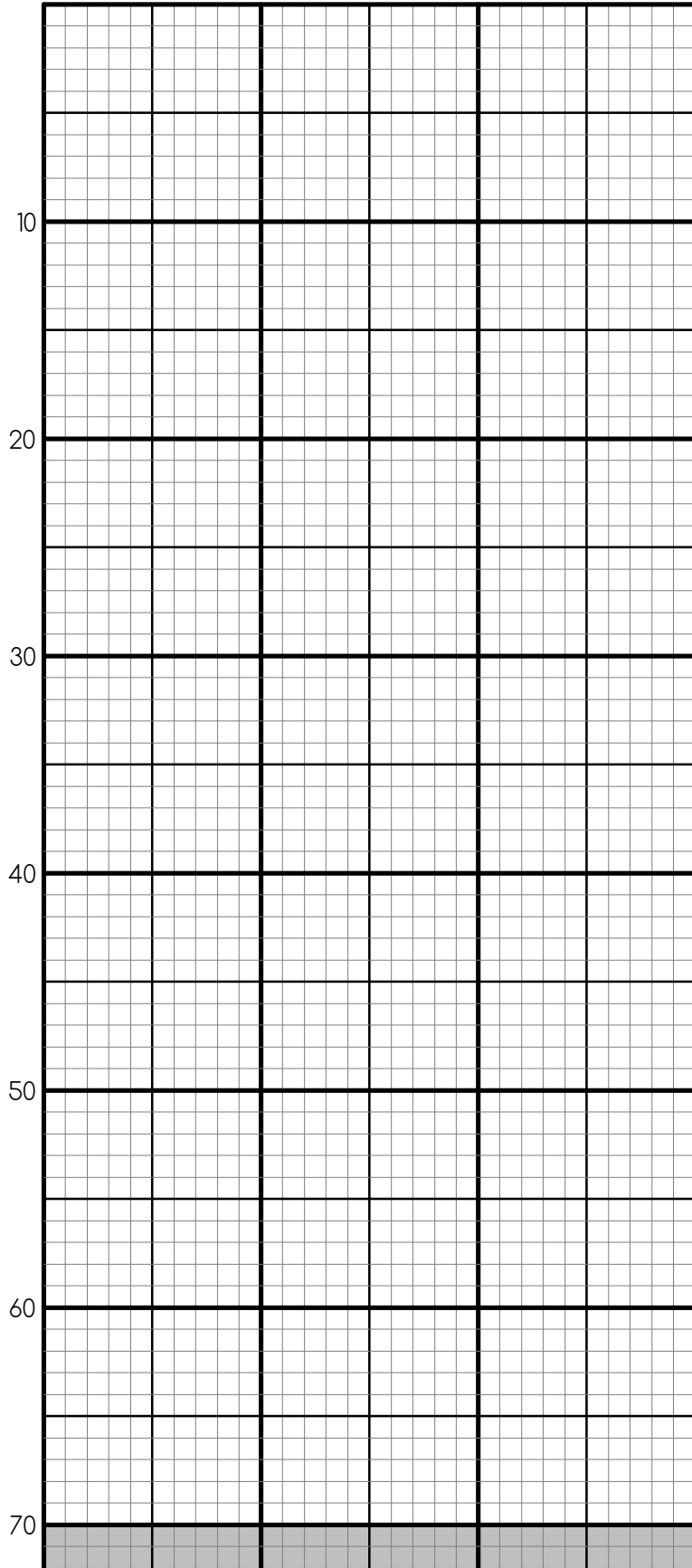




260

270

280



10

20

30

40

50

80

90


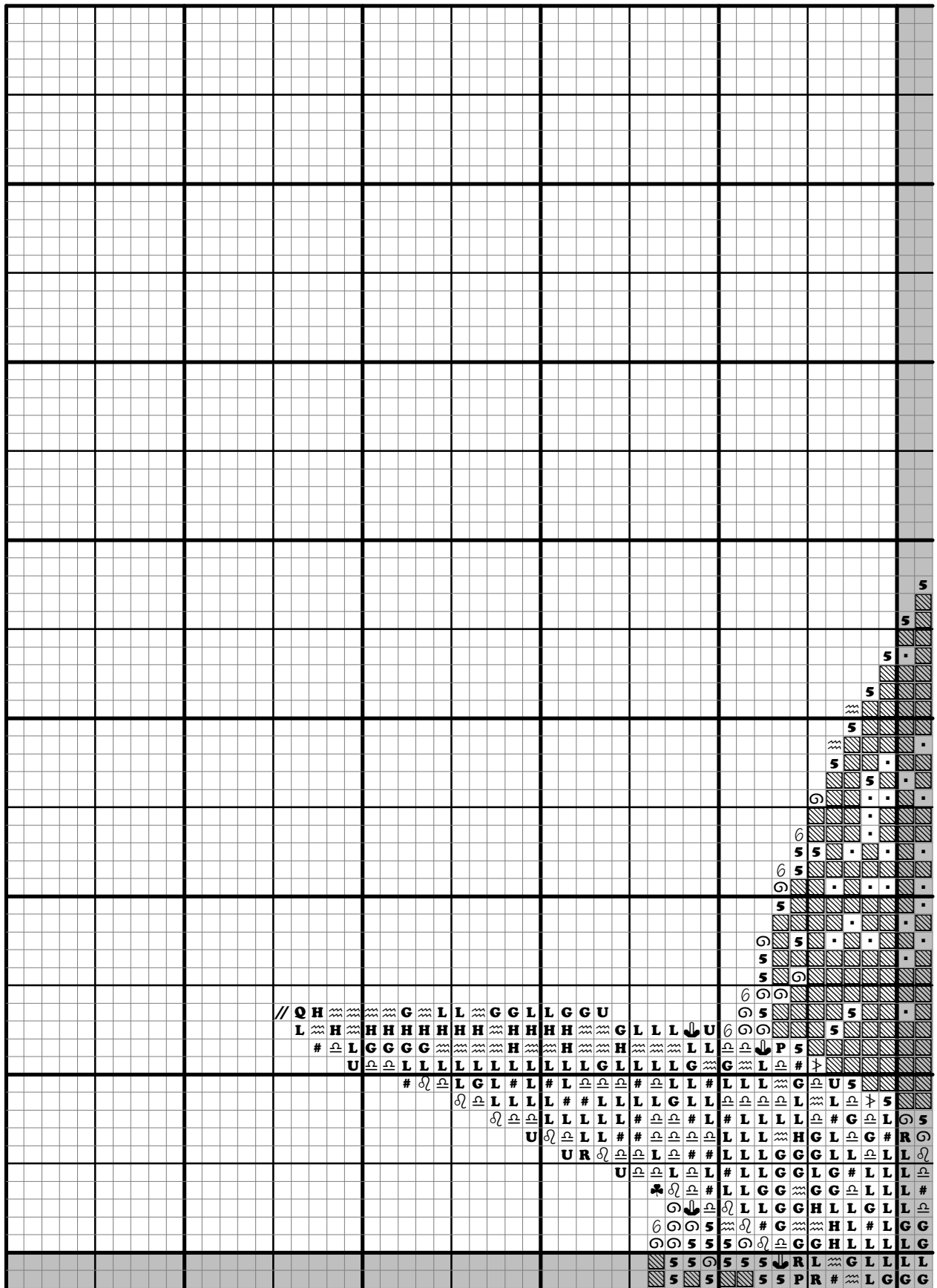
100

110

120

130

140



60

70

80

90

100

80

90


100

110


120

130

140



	110	120	130	140	150
80	5 P S	5 5 5	4 5 5	5 5 5	5 5 5
90	U .	5 5 5	5 5 5	5 5 5	5 5 5
100	5 5 5	5 5 5	5 5 5	5 5 5	5 5 5
110	5 5 5	5 5 5	5 5 5	5 5 5	5 5 5
120	5 5 5	5 5 5	5 5 5	5 5 5	5 5 5
130	5 5 5	5 5 5	5 5 5	5 5 5	5 5 5
140	5 5 5	5 5 5	5 5 5	5 5 5	5 5 5
150	5 5 5	5 5 5	5 5 5	5 5 5	5 5 5





160

170

180

190

200




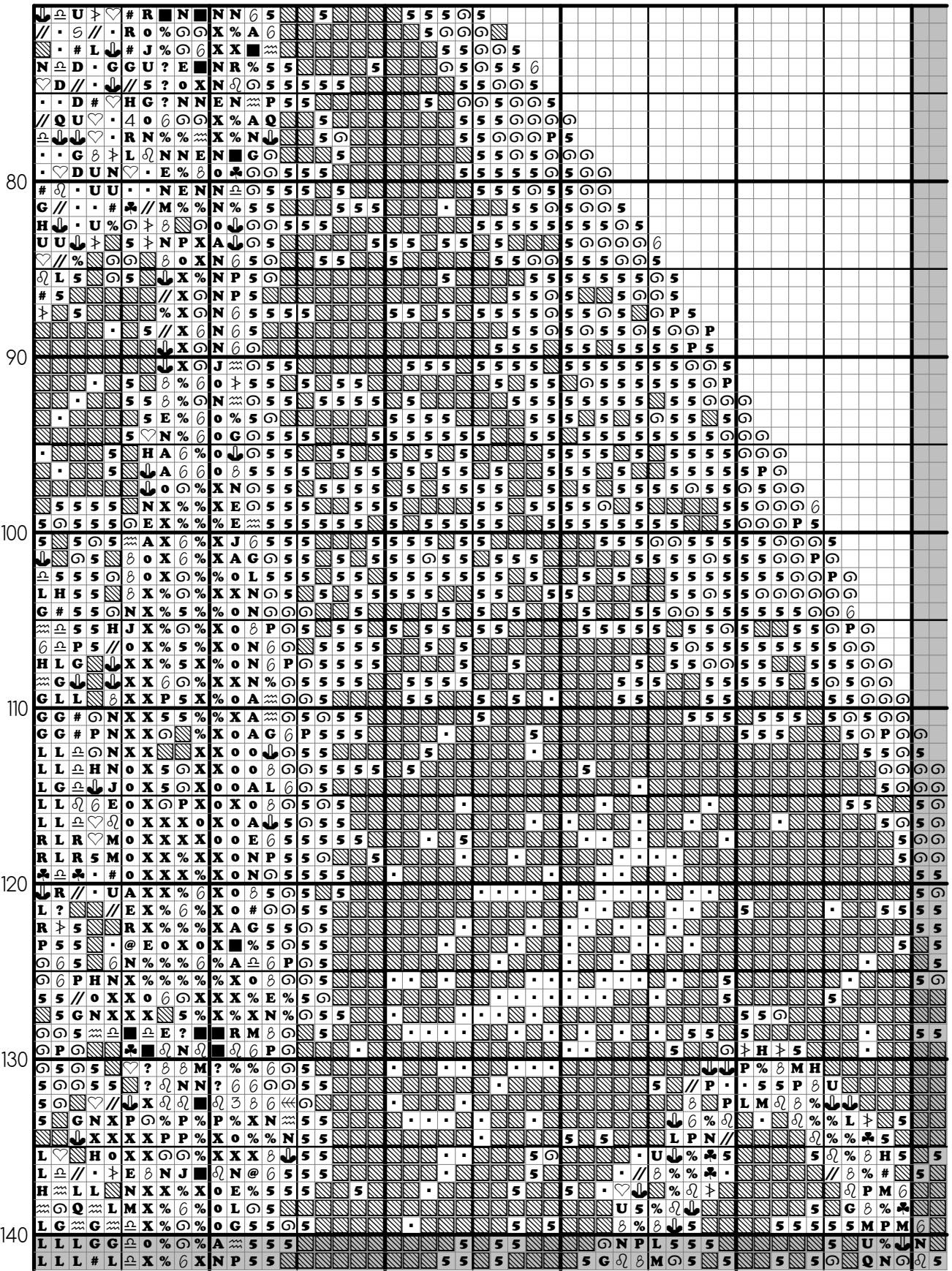
210

220

230

240



250



260

270

280



10

20

30

40

50

150

160


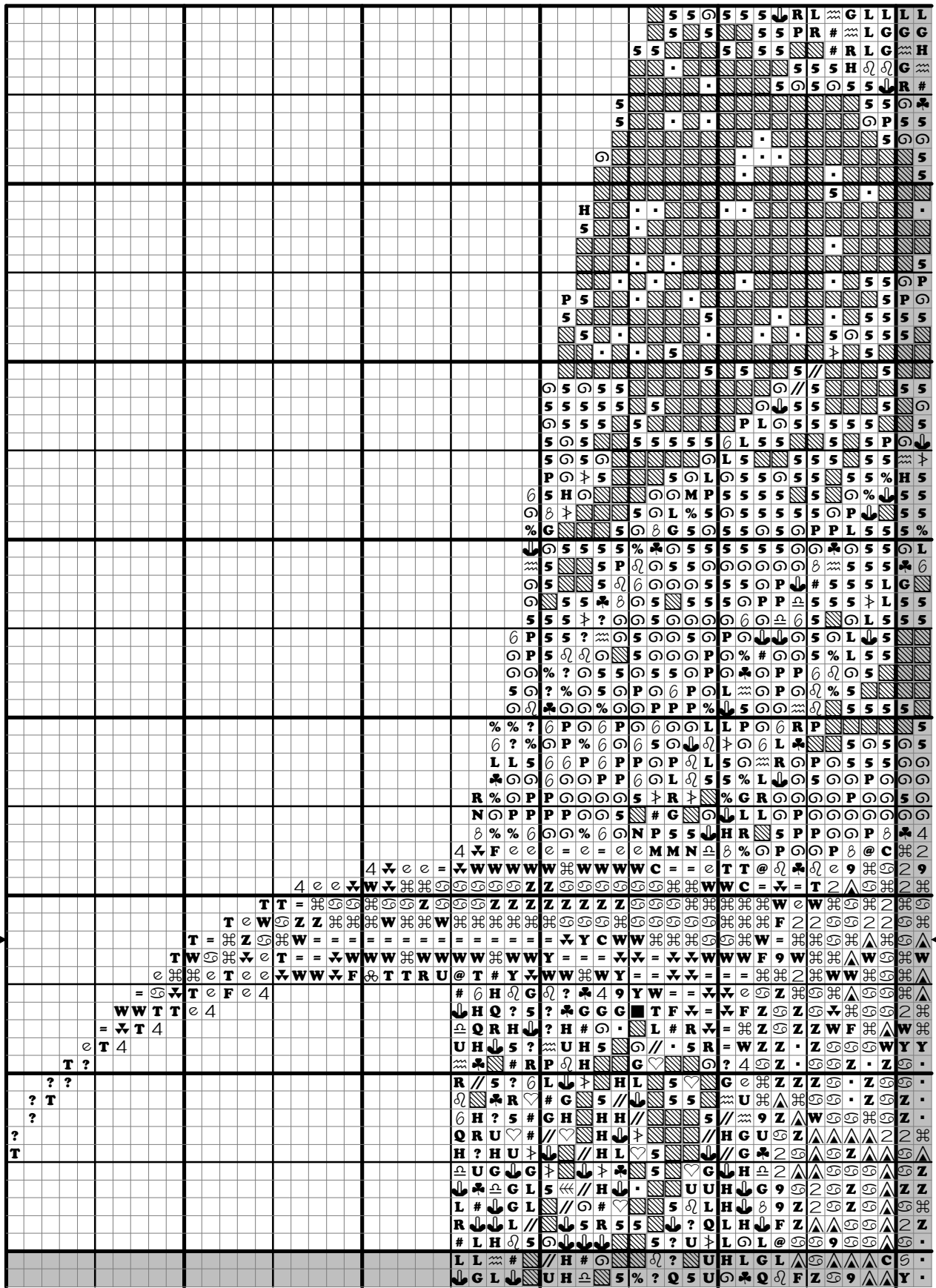
170

180

190

200

210





60

70

80

90

100

Grid of symbols and numbers for The Blue Caterpillar. The grid is 20 rows by 100 columns. Row numbers 150, 160, 170, 180, 190, 200, and 210 are marked on the left. The grid contains a complex pattern of characters, including letters, numbers, and symbols like asterisks, percent signs, and slashes. Some cells are shaded with diagonal lines. A small 5x5 grid icon is located at the bottom left corner.










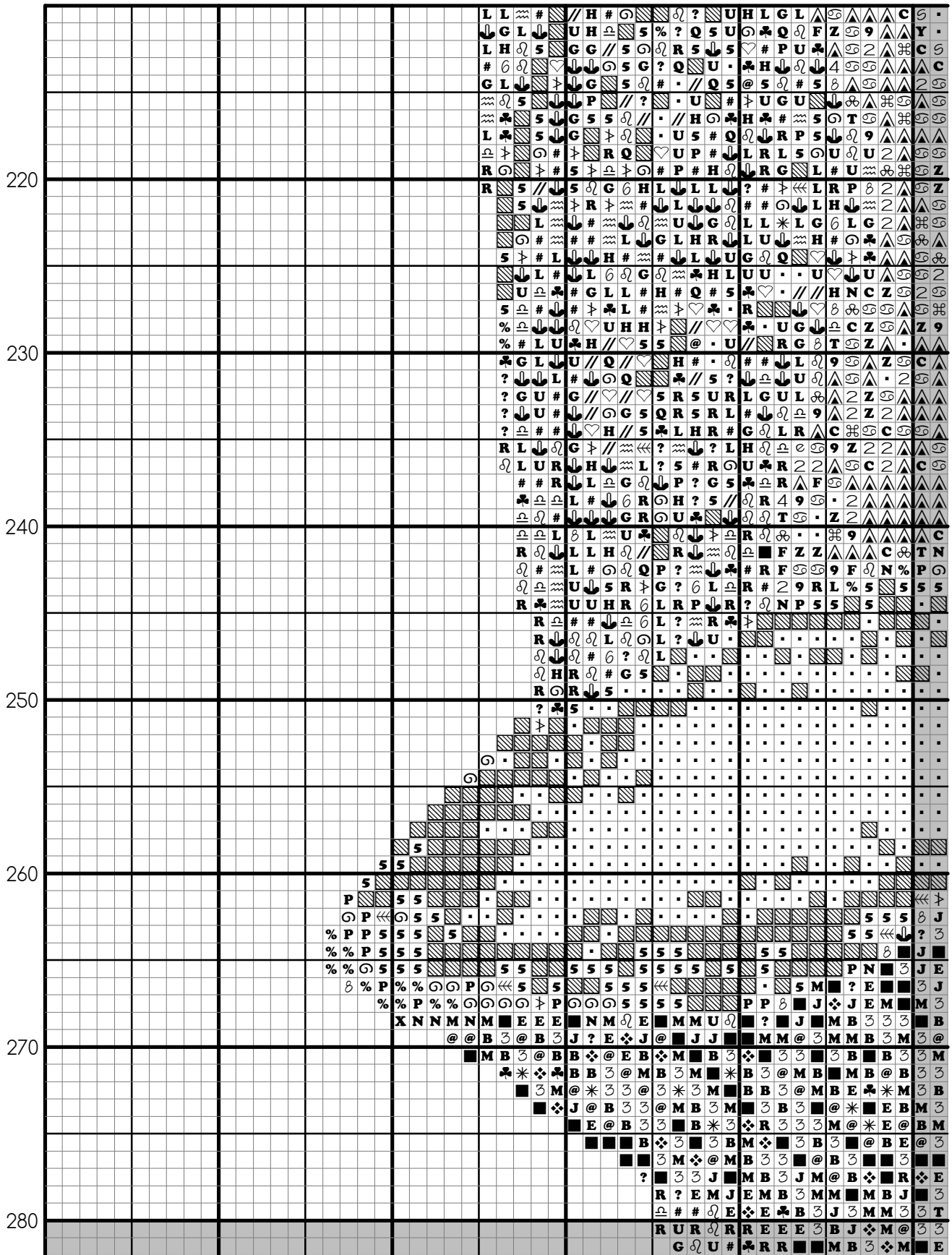
10

20

30

40

50













210

220

230

240

250





10

20

30

40

50

290

300

310


320

330

340

350

R	U	R	R	E	E	E	B	J	M	@	B	B
G	U	#	R	R	R	R	M	B	M	M	E	E
H	G	G	R	#	#	G	?	?	M	M	J	E
G	#	H	U	R	G	G	G	U	R	E	M	M
L	U	H	#	R	//	H	G	H	//	G	G	J
G	//	#	R	U	H	H	//	H	U	R	H	R
G	U	R	G	Q	H	G	H	#	#	†	//	L
L	U	#	R	//	H	G	H	♥	#	#	G	L
#	#	#	//	H	G	H	R	H	//	G	U	//
R	#	G	H	//	H	//	#	G	H	R	G	G
U	#	U	Q	G	H	U	L	H	G	G	G	//
#	#	U	H	G	H	U	//	H	U	#	U	H
G	U	H	G	H	U	//	H	#	L	G	//	
L	U	G	H	H	U	H	#	//	G	G		
L	G	G	G	U	H	Q	U	G	G	G		
#	H	G	//	H	G	//	L	G	G	H		
G	G	G	U	H	G	U	H	G	G	L		
G	U	U	U	H	G	U	G	G	L			
L	G	G	G	G	U	G	G	G	G	U		
L	G	G	H	G	G	G	G	G	L			
L	G	G	U	G	G	L	G		L			
L	G	G	G	G	L	G			L			
G	G	G	G	L	G				L			
G	G	G	U	G	L	G			L			
G	L	G	G	G	G				L			
L	U	G	G	G	L				L			
L	U	L	L	L	L				L			
L	U	L	L	L	L				L			
L	U	L	L	L	L				L			
L	U	L	L	L	L				L			
L	U	L	L	L	L				L			
L	U	L	L	L	L				L			





110


120

130

140

150

A large grid of symbols (letters, numbers, and icons like hearts, stars, and arrows) used for a craft project. The grid is organized into rows and columns, with some rows containing more symbols than others. Row numbers 290, 300, 310, 320, 330, 340, and 350 are marked on the left side. A small black triangle points to the top of the grid at the 140 column position, and another points to the bottom of the grid at the 140 column position.










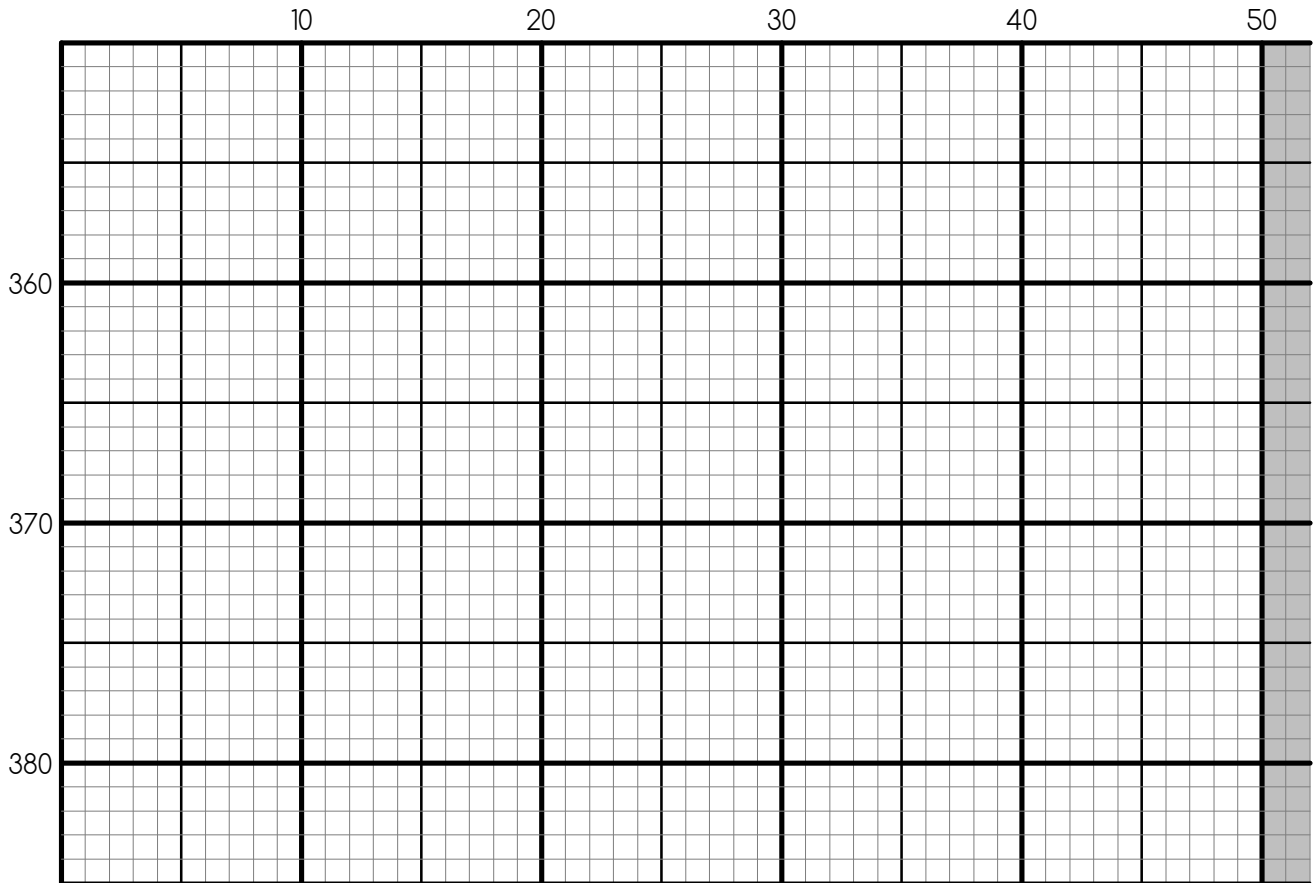
260

270

280

	↓	<b>Q</b>	<b>L</b>	<b>R</b>	∂	<b>L</b>	<b>L</b>										
	<b>L</b>	<b>G</b>	#	<b>R</b>	#	<b>L</b>	<b>L</b>										
	<b>L</b>	∂	∂	<b>L</b>	<b>L</b>	∂	<b>R</b>										
	∂	#	<b>L</b>	#	<b>R</b>	∂											
	∂	<b>L</b>	∂	<b>R</b>	∂	<b>L</b>											
	<b>L</b>	<b>R</b>	∂	<b>L</b>	<b>L</b>												
	∂	<b>L</b>	<b>G</b>	<b>L</b>	<b>L</b>												
	<b>L</b>	<b>G</b>	<b>L</b>	∂	?												
	<b>L</b>	#	?	?	∂												
290	∂	?	∂	∂	∂												
	?	∂	<b>R</b>	∂													
	∂	<b>R</b>	∂	∂													
	<b>R</b>	∂	<b>R</b>	<b>R</b>													
	∂	<b>R</b>	#														
	<b>R</b>	∂	<b>L</b>														
	∂	<b>L</b>	<b>L</b>														
	#	<b>L</b>															
	<b>L</b>	<b>L</b>															
	∂																
300	<b>L</b>																
310																	
320																	
330																	
340																	
350																	







60

70

80

90

100



110

120

130



140

150

360

370


380





210 220 230 240 250

L	G	G	G	G	G	G	G	G	G	G	↓	↓	G	L							
G	G	G	G	G		G	G	G	G	G	L										
G	↓	G	G	G	↓		G	G	G	↓	L	L	#								
G	G	G	G	G	G	G	↓		G	L	L	L	#								
G	G		G	G	G	G		↓	L	L	L	#									
G	G	↓	↓	G	G	G	G	L	L	L	#										
G	G	G	G	L	L	L	G	L	L												
↓	G	G	↓	↓	G	L	L	L	L												
	G	G	G	↓	L	L	G	G													
G		G	↓	G	L	L	L	G													
360	L	G	L	G	L	L	↓	L													
↓	L	L	L	L	L	L	L														
L	L	L	L	L	L																
L	#	L	L																		
#	L																				
L																					
370																					
380																					



260



270

280

360

370

380



**Thread lengths for The Blue Caterpillar, by Angel Dominguez  
Chart © Paine Free Crafts**

Thread (DMC)	Description	Stitches	Skeins (8m)
10	Very Light Tender Green	392	0.1
11	Light Tender Green	604	0.2
14	Pale Apple Green	268	0.1
15	Light Apple Green	1200	0.5
16	Light Chartreuse	699	0.3
21	Light Alizarin	688	0.3
23	Apple Blossom	83	0.1
27	White Violet	85	0.1
152	Antique rose	424	0.2
209	Lilac	154	0.1
211	Pale violet	160	0.1
300	Mahogany	1169	0.4
310	Black	791	0.3
336	Indigo blue	245	0.1
355	Brown red	678	0.3
470	Olive green	1434	0.5
471	Tarragon green	5007	1.9
640	Green grey	537	0.2
644	Light green grey	802	0.3
676	Savannah gold	1072	0.4
677	Sand gold	1285	0.5
746	Vanilla	10630	4.1
747	Sea mist blue	3641	1.4
793	Medium cornflower blue	171	0.1
799	Horizon blue	403	0.2
807	Pond blue	481	0.2
813	Light blue	251	0.1
818	Powder pink	47	0.1
825	Sea blue	394	0.2
833	Brass	545	0.2
900	Saffron orange	60	0.1
950	Beige	287	0.1
951	Light eggshell cream	342	0.1
964	Light sea green	3286	1.3
995	Caribbean blue	314	0.1
3011	Artichoke green	1291	0.5
3013	Resin green	2229	0.9
3047	Silver birch beige	739	0.3
3053	Tweed green	703	0.3
3078	Pale yellow	2571	1.0
3325	Azur blue	1710	0.7
3345	Dark Hunter Green	1007	0.4
3347	Insect green	2063	0.8
3348	Lettuce heart green	3366	1.3
3740	Dark antique violet	262	0.1
3755	Pastel blue	671	0.3
3756	Cloud blue	873	0.3
3760	Fjord blue	547	0.2
3766	Light medium blue	1081	0.4
3772	Rosy tan	721	0.3
3809	Deep turquoise	202	0.1
3820	Maze yellow	626	0.2
3823	Ivory	5248	2.0



3829	Ochre brown	841	0.3
3830	Red terracotta	401	0.2
3832	Strawberry	220	0.1
3837	Deep violet	170	0.1
3846	Light turquoise	504	0.2
3853	Copper	222	0.1
B5200	Bright White	3445	1.3

Floss usage calculated for using 2 strands of floss over 1 stitch on 25 count fabric.